



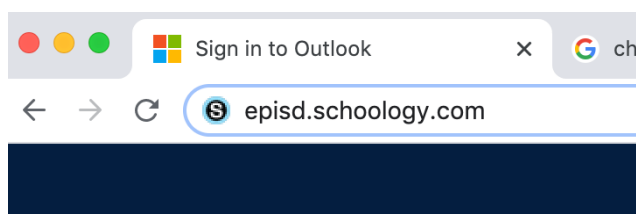
schoolology®

FOR STUDENTS – HOW TO LOG INTO SCHOODOLOGY


1. When using Schoology use your Chrome browser for best results



2. Go to episd.schoolology.com NOT schoolology.com

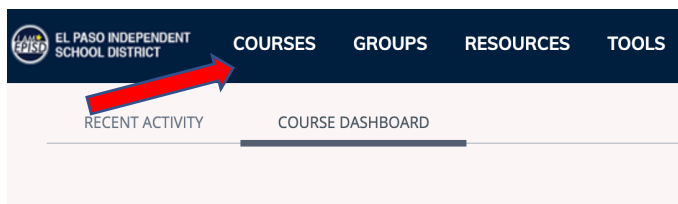


3. Microsoft log in screen will appear

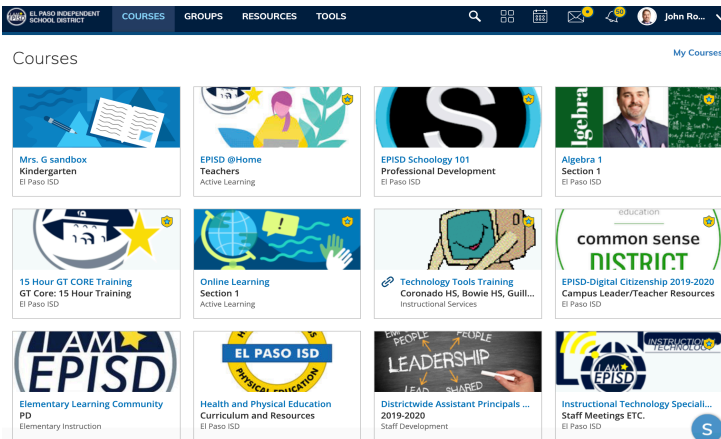


4. Use your EPISD email and password - xxxxxxx@episd.org and yyyyymmdd (might be diff.)

5. Once in Schoology choose COURSES located in the toolbar at the top of the screen



6. Here all your courses will be listed (your courses will be different than the ones below)



7. Select the course you are wanting. You should see a welcome page like the one below.

